**BRAIN. Broad Research in Artificial Intelligence and Neuroscience**
e-ISSN: 2067-3957 | p-ISSN: 2068-0473
Covered in: Web of Science (ESCI); EBSCO; JERIH PLUS (hkdir.no); IndexCopernicus; Google Scholar; SHERPA/RoMEO; ArticleReach Direct; WorldCat; CrossRef; Peeref; Bridge of Knowledge (mostwiedzy.pl); abcdindex.com; Editage; Ingenta Connect Publication; OALib; scite.ai; Scholar9; Scientific and Technical Information Portal; FID Move; ADVANCED SCIENCES INDEX (European Science Evaluation Centre, neredataltics.org); ivySCI; exaly.com; Journal Selector Tool (letpub.com); Citefactor.org; fatcat!; ZDB catalogue; Catalogue SUDOC (abes.fr); OpenAlex; Wikidata; The ISSN Portal; Socolar; KVK-Volltitel (kit.edu)
2026, Volume 17, Special Issue 1, pages: 390-398
*Submitted:* May 24th, 2026 | *Accepted for publication:* June 25th, 2026

# Neuropedagogy and Sociocultural Influences on In Vitro Fertilization: A Comparative Study of Saudi Arabia, Romania, and Türkiye

**Bogdan Doroftei**
Origyn Fertility Center, 700032 Iași, România
Faculty of Medicine, Grigore T. Popa University of Medicine and Pharmacy Iasi, 700115 Iasi, Romania
Spitalul Clinic de Obstetrică și Ginecologie „Cuza Vodă", Iași 700038, Romania

**Rand Joukhaji***
Department of Molecular Biology and Genetics, Faculty of Science, Çanakkale Onsekiz Mart University, Çanakkale, Türkiye.
randkhaldoun47@gmail.com,
https://orcid.org/0009-0008-6346-9929

**Gabriel Dascalescu***
Department of Biology, Faculty of Biology, Alexandru Ioan Cuza University of Iasi, Romania.
gabidascalescu2001@gmail.com,
https://orcid.org/0009-0001-1962-7861

**Alin Ciobica*,**
Origyn Fertility Center, 700032 Iași, România
Alexandru Ioan Cuza University, Department Biology, Faculty of Biology, IASI 700505, City Iasi, Romania

**Dragos Puia**
Origyn Fertility Center, 700032 Iași, România
Faculty of Medicine, Grigore T. Popa University of Medicine and Pharmacy Iasi, 700115 Iasi, Romania;
Department of Urology, "Dr. C.I. Parhon" Clinical Hospital, 700503 Iasi, Romania

**Mara Doroftei**
Origyn Fertility Center, 700032 Iași, România
Faculty of Medicine, Grigore T. Popa University of Medicine and Pharmacy Iasi, 700115 Iasi, Romania

**David Puha**
Faculty of Medicine, Grigore T. Popa University of Medicine and Pharmacy Iasi, 700115 Iasi, Romania

**Bogdan Puha**
Sf. Spiridon Emergency Clinical Hospital of Iasi, Romania;
Department of Orthopedics and Traumatology, Faculty of Medicine, Grigore T. Popa University of Medicine and Pharmacy of Iasi, Romania.

** Corresponding authors*

**Abstract:** *The integration of brain-based learning principles into teaching methodologies allows educators to align instructional design with innate cognitive processing. Because teaching practices influence neural plasticity, they strongly shape how knowledge is absorbed and retained. Building upon this dynamic, the present study evaluates the distinct educational paradigms of Saudi Arabia, Romania, and Turkey, mapping their pedagogical structures against underlying sociocultural norms. Through an interdisciplinary approach, this comparative analysis bridges educational neuroscience and reproductive medicine to investigate public and institutional attitudes toward in vitro fertilization (IVF). The research explores how specific instructional environments and cultural contexts inform the varying degrees of IVF awareness, legislative regulation, and clinical accessibility across the three nations.*

**Keywords:** *neuropedagogy; educational neuroscience; in vitro fertilization (IVF); bioethics; cross-cultural comparison; neuroplasticity; health policy.*

**How to cite:** Doroftei, B., Joukhaji, R., Dascalescu, G., Ciobica, A., Puia, D., Doroftei, M., Puha, D., & Puha, B. (2026). Neuropedagogy and sociocultural influences on in vitro fertilization: A comparative study of Saudi Arabia, Romania, and Türkiye. *BRAIN. Broad Research in Artificial Intelligence and Neuroscience, 17*(Special Issue 1), 390-398. https://doi.org/10.70594/brain/17.S1/29

©2026 Published by EduSoft Publishing. This is an open-access article under the CC BY-NC-ND license

## 1. Introduction

The human brain evolved to dynamically adapt to socio-cultural landscapes. This adaptability is mediated through continuous learning, a biological process that alters cortical architecture from early childhood through late adulthood (James, 2009). Within modern societies, formal education serves as the primary structured mechanism for this cognitive development. It is within the classroom that cultural traditions, moral frameworks, and analytical paradigms are systematically embedded into the developing neural networks of a population.

The mechanisms guiding these structural brain changes are the central focus of neuropedagogy, an interdisciplinary field synthesising neuroscience, cognitive psychology, and educational theory (Tokuhama-Espinosa, 2011). Neuropedagogy operates on the empirically supported premise that every instructional strategy acts as an environmental stimulus, either strengthening or pruning specific synaptic connections. Pedagogical models that emphasise rote memorisation and strict adherence to established dogma tend to reinforce rule-based heuristic processing. Conversely, learning environments that prioritise active inquiry, spaced repetition, and emotional engagement cultivate flexible, adaptable problem-solving pathways (McCrickerd, 2016). Consequently, an educational system does not merely transmit factual information; it shapes the neural foundations for a population's baseline capacity for critical reasoning and ethical deliberation.

The tangible consequences of these neurologically ingrained cognitive frameworks become apparent when societies confront disruptive technological advancements, particularly within the medical sector. In vitro fertilisation (IVF) represents one of the most ethically, culturally, and clinically challenging frontiers in modern healthcare (Serour, 2008). Navigating the moral, religious, and scientific implications of assisted reproductive technologies demands societal cognitive flexibility. Global populations exhibit vastly different thresholds for accepting, regulating, and utilising such interventions. These variations cannot be attributed solely to economic development or healthcare infrastructure; rather, they are rooted in the analytical and ethical habits fostered by distinct educational paradigms (Inhorn, 2016).

By examining the specific neuropedagogical foundations of Saudi Arabia, Romania, and Türkiye, this paper traces the trajectory from early classroom instruction to national bioethical policy. These three nations offer a comparative landscape, each characterised by intersections of religious heritage, post-communist transitional phases, and rapid modernisation. Structured as a narrative review, the current study illustrates how simple, easy-to-use, and cost-efficient comparative methodologies can reveal substantial insights into large-scale societal behaviour. By mapping educational neuroscience directly onto reproductive medicine, this analysis elucidates how the foundational ways populations are taught to process information strongly influence their capacity to comprehend, embrace, and regulate the complexities of IVF.

## 2. Objectives

This narrative review aims to delineate the intersections between national educational paradigms, cognitive maturation, and bioethical policy-making. To achieve a comprehensive understanding of this dynamic, the present study is guided by four integrated objectives.

The primary aim is to systematically evaluate the prevailing educational systems of Saudi Arabia, Romania, and Türkiye through the analytical lens of educational neuroscience. Rather than confining the analysis to superficial curricular differences, this research seeks to identify the specific neuropedagogical mechanisms, ranging from structured rote memorisation to inquiry-based learning, that dominate the classrooms of each nation (Howard-Jones, 2014).

Building upon this pedagogical baseline, the study investigates the broader environmental stimuli that influence neural plasticity and long-term cognitive development. A critical objective is to deconstruct how shifting population dynamics, entrenched cultural traditions, and dominant religious ideologies sculpt the moral reasoning of these populations. By examining the integration of Islamic theological principles in Saudi Arabia and Türkiye, alongside the post-communist

Eastern Orthodox traditions in Romania, the paper clarifies how abstract cultural values are embedded into concrete cognitive frameworks for ethical decision-making (Legare, 2019).

A subsequent objective involves projecting these established neurocognitive baselines onto the clinical and legislative realities of reproductive medicine. The paper critically analyses the divergent national approaches to in vitro fertilisation (IVF), exploring how the previously identified educational architectures influence patient awareness, socio-medical acceptability, and the strictness of legal regulations surrounding assisted reproductive technology (ART) (Birenbaum-Carmeli & Inhorn, 2009).

Finally, this study traces the historical evolution and institutionalisation of ART within these three geopolitical contexts. By utilising a simple, highly accessible, and cost-efficient narrative review methodology, the research demonstrates that mapping educational neuroscience onto public health behaviour can reveal predictive insights. The final objective is to show that a nation's capacity to navigate complex medical innovations is strongly predisposed by the way its educational system shapes the developing brain (Greenhalgh et al., 2018).

## 3. Methodology

To bridge the conceptual gap between educational neuroscience and reproductive biopolitics, this study was structured as a narrative review and comparative conceptual analysis. While systematic reviews excel at aggregating highly homogeneous quantitative data, narrative reviews offer the architectural flexibility necessary for synthesising interdisciplinary phenomena across distinct sociocultural paradigms (Greenhalgh et al., 2018). This methodological approach is inherently simple, easy to use, and cost-efficient, allowing for a thematic integration of fields that are rarely analysed concurrently—specifically, paediatric neuroplasticity and adult bioethical regulation.

The literature search was conducted utilising primary academic databases, including Web of Science, Scopus, and PubMed. To construct the theoretical framework, Boolean operators were applied to search strings combining terms such as "neuropedagogy," "neuroplasticity," or "cognitive maturation" with "bioethics," "assisted reproductive technology (ART)," and "in vitro fertilisation (IVF)". This core data was subsequently cross-referenced with geographic and cultural identifiers for "Saudi Arabia," "Romania," and "Türkiye".

Inclusion criteria were formulated to capture the diverse variables involved. Selected sources ranged from peer-reviewed neuroscientific studies detailing the timelines of prefrontal cortex maturation (Gogtay et al., 2004) to ethnographic research documenting cross-border reproductive care (Nahman, 2016b). Furthermore, national legislative documents, demographic reports from international bodies (UNICEF, GASTAT), and formal theological rulings (Islamic fatwas and Orthodox synodal encyclicals) were integrated to map the pathways through which state and religious doctrines influence public health policy. The subsequent data synthesis prioritised thematic extraction, focusing on how early pedagogical exposure correlates with later-life medical decision-making across the three targeted nations (Ferrari, 2015).

## 4. Comparative Framework

This conceptual analysis isolates Saudi Arabia, Romania, and Türkiye to form a distinct geopolitical and bioethical triad. While all three maintain developed assisted reproductive technology (ART) infrastructures, they possess fundamentally different historical, educational, and theological foundations. Saudi Arabia operates as a conservative Middle Eastern monarchy where Sunni Islamic jurisprudence (Sharia) informs state legislation, heavily permeating public health policy (Al Bar & Chamsi-Pasha, 2015). Romania provides an Eastern European model characterised by an Eastern Orthodox Christian majority, currently navigating the socio-economic transitions of a post-communist state integrated into the European Union (Nahman, 2016b). Türkiye occupies a specific liminal space; spanning Europe and Asia with a predominantly Muslim population, the republic is governed by a secular constitution, generating a unique friction between private theological belief and state-enforced medical regulation (Aydin, 1999).

### *4.1. Cultural and Religious Comparison*

The demographic and theological architectures of these nations create distinct environments for reproductive behaviour. To establish a clear baseline for this context, Figure 1 illustrates the contrast in dominant religious affiliations across the three examined countries.

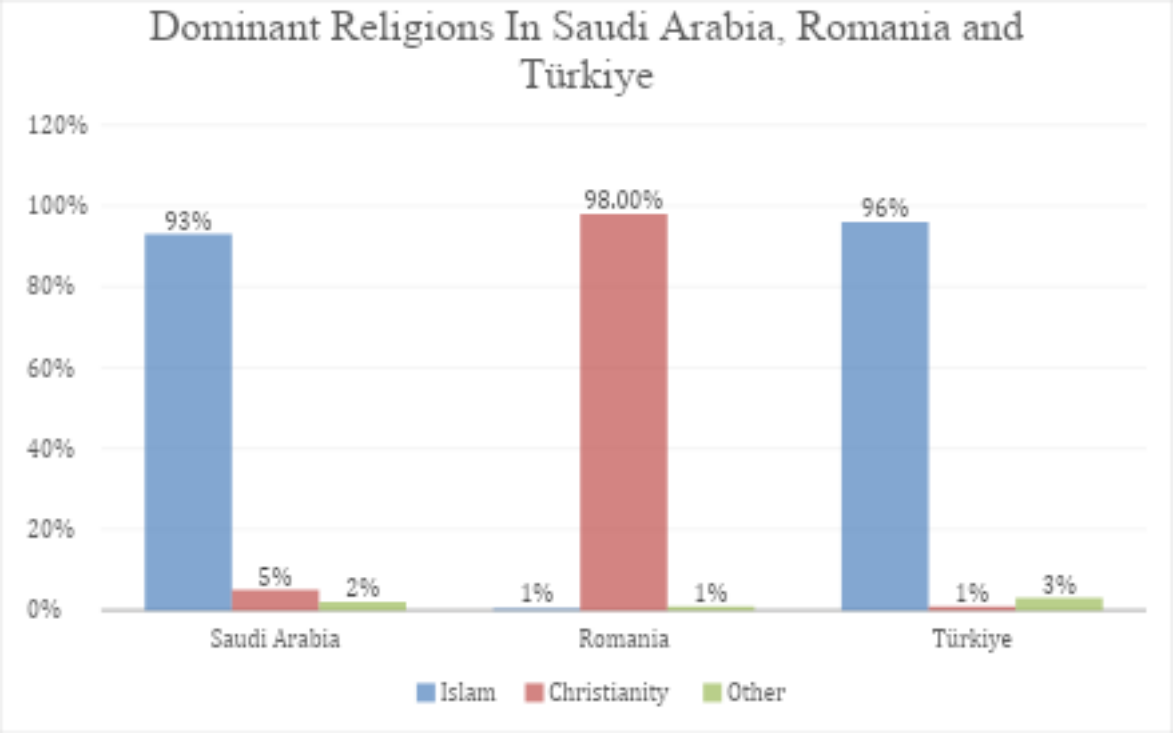


*Figure 1. Percentage Distribution of Dominant Religious Affiliations in Saudi Arabia, Romania, and Türkiye*

Saudi Arabia's population is uniformly guided by Islamic tenets, where procreation is viewed as a religious imperative to preserve lineage (nasab). Infertility in this context generates psychosocial stress, accelerating the medicalisation of reproduction (Inhorn, 2012). This rapid integration of assisted reproductive technologies simultaneously generates complex political and market dynamics within the broader Islamic bioethical landscape (Salter, 2024). Concurrently, rapid socio-economic reforms have altered traditional family structures; female labour force participation in Saudi Arabia surged past 36% in early 2024 (General Authority for Statistics [GASTAT], 2024). This economic mobility shifts childbearing timelines, increasing the structural reliance on fertility preservation.

Romania, with approximately 85% of its population identifying as Eastern Orthodox, views procreation through a theological lens that traditionally emphasises natural conception and approaches medical intervention in reproduction with caution (Engelhardt, 2000). However, the dominant force shaping Romanian reproductive trends appears to be economic rather than theological. Post-communist outward migration has depressed birth rates and aged the domestic population. Rather than adhering strictly to religious conservatism, the population exhibits pragmatic adaptability, transforming the country into a destination for cross-border reproductive care within the broader European market (Nahman, 2016a).

Türkiye presents a demographic paradox. The population is over 95% Muslim, and cultural expectations surrounding marriage and fertility remain prominent. Unlike Western Europe, Türkiye retains relatively high rates of early marriage in its eastern provinces, yet urban centres exhibit delayed childbearing patterns typical of industrialised nations (UNICEF, 2022). The state manages this tension through a secular public health apparatus that calibrates its policies to manage

population growth, negotiating between traditional Islamic values and modern medical consumerism (Pelin, 1997).

### *4.2. Educational Systems and Neuropedagogical Perspective*

The structural maturation of the human brain is intrinsically linked to the pedagogical environment. The prefrontal cortex, the region governing executive function, moral reasoning, and cognitive flexibility, undergoes active myelination and synaptic pruning into the mid-twenties. In contrast, limbic structures responsible for emotional memory mature much earlier (Gogtay et al., 2004; Blakemore & Choudhury, 2006). Belief systems and ethical paradigms introduced during early childhood neuroplastic windows become entrenched neural pathways. The design of national curricula, therefore, predisposes how populations will eventually process complex biomedical dilemmas.

#### *4.2.1. Saudi Arabia*

Within the Saudi educational framework, Islamic studies are mandatory from the first year of primary school. This exposure coincides with a period of high cortical plasticity. The pedagogical strategy relies on memorisation and the repetition of Qur'anic texts, which fortifies declarative memory networks and strengthens specific synaptic circuits through long-term potentiation. Crucially, complex biomedical issues, including IVF, surrogacy, and gamete freezing, are introduced in secondary education through the lens of religious jurisprudence (fatwa). By encoding these concepts with a moral valence before explaining the underlying biology, the educational system establishes religious compliance as the dominant cognitive filter for adult decision-making (Al Bar & Chamsi-Pasha, 2015).

#### *4.2.2. Romania*

The Romanian educational model fosters a different cognitive trajectory. Religious education (primarily Orthodox Christianity) is optional and delivered at a low intensity, focusing on moral allegories rather than strict bioethical rules. Simultaneously, human reproduction is taught in an empirical manner within the biology curriculum. Neuropedagogically, this dual-track exposure requires the developing adolescent brain to reconcile divergent paradigms. The Orthodox Church maintains official opposition to IVF, specifically concerning the creation and destruction of surplus embryos (Eber, 1995). Yet, Romanian students learn to compartmentalise theological morality from scientific utility, cultivating cognitive flexibility. This allows the adult population to bypass religious constraints in favour of medical pragmatism.

#### *4.2.3. Türkiye*

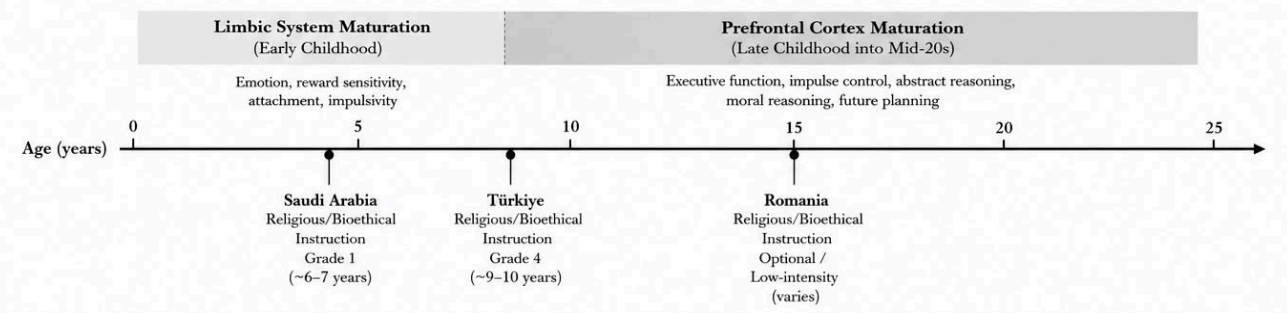


*Figure 2. Brain Maturation Timeline and Religious Education In Saudi Arabia, Türkiye and Romania*

The Turkish curriculum introduces compulsory "Religious Culture and Moral Knowledge" significantly later, typically in the fourth grade, when the brain's executive networks are more capable of abstraction. The instruction is theoretically comparative and focuses on general ethical reasoning rather than dictating precise rulings on modern medical technologies. Because the

educational system does not explicitly fuse Islamic bioethics with biology lessons, Turkish citizens must actively construct their own moral frameworks when confronting infertility. This delayed integration demands executive engagement and self-generated ethical reasoning, resulting in a public that views IVF primarily as a medical treatment rather than a religious crisis, provided it aligns with cultural norms regarding marriage (Obioha et al., 2014).

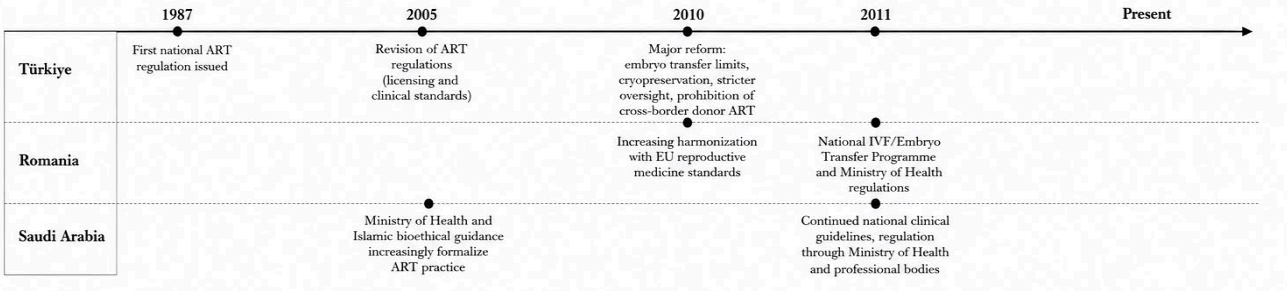


*Figure 3. ART Legislation Timeline in Saudi Arabia, Türkiye and Romania*

### *4.3. IVF Comparison and Regulatory Frameworks*

The legal architectures governing ART in these three nations serve as macro-level reflections of the neuropedagogical conditioning occurring in their classrooms.

To expose the mechanics of this state-level biopolitics, Table 1 provides a consolidated matrix of the regulatory boundaries enforced by each nation. By mapping clinical restrictions against their dominant bioethical influences, this comparative framework reveals how educational conditioning translates into medical oversight.

*Table 1.* Comparative Legal and Bioethical Frameworks for Assisted Reproductive Technologies

| Country | Third-Party Gamete Donation | Gestational Surrogacy | State Embryo Transfer Restrictions | Dominant Bioethical Influence |
|---|---|---|---|---|
| **Saudi Arabia** | Strictly Prohibited | Strictly Prohibited | Clinically determined (requires valid marriage) | Sunni Islamic Jurisprudence (Sharia) |
| **Romania** | Permitted (aligned with EU directives) | Implicitly Permitted / Unregulated | None (State subsidises procedures) | Secular Pragmatism / Economic Utility |
| **Türkiye** | Criminalised | Criminalised | Mandatory single-embryo transfer (women <35) | Secular State enforcing Islamic morality |

In Saudi Arabia, the cognitive congruence fostered by the educational system translates directly into health policy. The Ministry of Health regulates ART under strict Islamic bioethical parameters. IVF is subsidised and encouraged, but only within the confines of a legally recognised marriage using the couple's own gametes. Third-party sperm, egg donation, and surrogacy are banned to protect the lineage (Serour, 2008). Demonstrating a modern application of these traditional rules, Saudi clinics have begun implementing blockchain technology and biometric verification to guarantee the integrity of parentage during embryo transfer, integrating clinical science with religious dogma (Hickman et al., 2020).

Romania's regulatory landscape reflects the cognitive compartmentalisation taught in its schools. Aligning with secular European Union directives, Romanian law permits third-party gamete donation and complex ART procedures. Despite the cultural presence of the Orthodox Church and its conservative stance on embryo preservation (Buderatska et al., 2023), the state actively subsidises IVF procedures to combat demographic decline. This has facilitated an "extractive reproductive economy," where relaxed regulations attract foreign patients, suggesting that the pragmatic, secular educational track overrides theological objections in the public sphere (Nahman, 2016b).

The regulatory framework in Türkiye illustrates state-driven biopolitics. Establishing its first ART legislation in 1987, with major revisions in 2005 and 2010, the government maintains a secular medical establishment (Urman & Yakin, 2010). However, the laws aggressively mirror Islamic moral boundaries, criminalising third-party donation and surrogacy. Furthermore, to exert control over clinical outcomes and reduce the economic burden of multiple pregnancies, the state implemented mandatory single-embryo transfer policies for women under 35 (Urman & Yakin, 2010). The Turkish system demonstrates how a secular government absorbs the cultural morality of its population, enforcing religious boundaries through the mechanism of state medical law.

Beyond the legal architecture governing ART, meaningful disparities emerge in the accessibility and affordability of treatment across the three nations. In Saudi Arabia, IVF is heavily subsidised through the national health system for citizens, substantially lowering the direct financial burden on couples, though access remains contingent on legal marital status and, in practice, is concentrated in urban centres with specialised fertility clinics. Romania presents a more market-driven model: while the state subsidises a limited number of IVF cycles per couple, the broader liberalisation of the sector — including permitted third-party donation — has positioned the country as a comparatively affordable destination for cross-border reproductive care within the European Union, attracting patients from wealthier EU states facing stricter domestic regulation (Nahman, 2016b). Türkiye occupies a middle position: IVF is partially covered under the national social security system for citizens meeting specific eligibility criteria, but the criminalisation of third-party donation and surrogacy narrows the range of accessible treatment pathways compared to Romania, even where cost coverage exists.

*Table 2. Comparison of IVF Cost and Clinical Success Rate*

| Country | Average IVF Cost (USD per cycle) | Average Clinical Pregnancy Rate (% per cycle) | Average Live Birth Rate (% per cycle) |
|---|---|---|---|
| **Saudi Arabia** | 3500 - 7000 | 40 – 55% | 35 – 45% |
| **Romania** | 2000 - 4000 | 45 – 60% | 40 – 50% |
| **Türkiye** | 2500 - 4500 | 35 – 50% | 30 – 40% |

## 5. Discussion

Taken together, these findings suggest that the relationship between educational neuropedagogy and reproductive bioethics is not linear but mediated by each nation's distinct negotiation between religious tradition and state secularism. Saudi Arabia demonstrates a model of *congruence*, where early religious instruction and subsequent health policy reinforce one another without significant friction. Romania illustrates a model of *compartmentalisation*, in which religious and scientific reasoning are taught as parallel, non-intersecting domains, producing a public that engages IVF pragmatically despite institutional religious opposition. Türkiye represents a third, more ambiguous model of *state-mediated tension*, where a secular legal apparatus enforces boundaries that closely mirror Islamic bioethical norms despite the absence of an explicit religious mandate in the curriculum. This suggests that the predictive power of neuropedagogical exposure is strongest not in isolation, but in interaction with the broader constitutional relationship between religion and state.

## 6. Conclusion

The trajectory from childhood classroom instruction to adult reproductive decision-making is a biologically grounded process influenced by the rules of neuroplasticity. This comparative analysis suggests that national regulatory frameworks surrounding in vitro fertilisation act as macroscopic reflections of the neuropedagogical conditioning embedded within the respective educational systems.

When a state curriculum prioritises early-onset memorisation, as observed in Saudi Arabia, the resulting adult population tends to navigate medical innovations through the neural pathways of

religious jurisprudence, leading to health policies that integrate clinical technology with theological compliance. Conversely, the Romanian educational model, which segregates low-intensity religious allegory from secular biological science, forces the adolescent brain into a state of cognitive compartmentalisation. This neuropedagogical dualism cultivates a pragmatic public that largely bypasses institutional religious objections to embrace IVF as a socio-economic utility. Türkiye illustrates another paradigm, where delayed and generalised moral instruction requires citizens to independently synthesise ethics and medicine. The Turkish state absorbs this cultural tension, acting as a secular enforcer of informally taught Islamic bioethical boundaries.

The intersection of educational neuroscience and reproductive medicine reveals underlying mechanisms of societal behaviour. The awareness and adoption of assisted reproductive technologies across the globe cannot be fully understood by analysing economic or medical infrastructure alone. As this study demonstrates, the capacity of a population to comprehend, accept, or regulate the complexities of human reproduction is strongly predisposed years prior, within the structural maturation of the brain shaped by its national classrooms.

**References**

Al-Bar, M. A., & Chamsi-Pasha, H. (2015). *Contemporary bioethics: Islamic perspective*. Springer. https://doi.org/10.1007/978-3-319-18428-9

Aydin, E. (1999). Bioethics regulations in Turkey. *Journal of Medical Ethics, 25*(5), 404–407. https://doi.org/10.1136/jme.25.5.404

Birenbaum-Carmeli, D., & Inhorn, M. C. (2009). *Assisting reproduction, testing genes: Global encounters with new biotechnologies*. Berghahn Books.

Blakemore, S. J., & Choudhury, S. (2006). Development of the adolescent brain: Implications for executive function and social cognition. *Journal of Child Psychology and Psychiatry, and Allied Disciplines, 47*(3–4), 296–312. https://doi.org/10.1111/j.1469-7610.2006.01611.x

Buderatska, N., Gontar, J., Petrushko, M., Yurchuk, T., Ilyin, I., Piniaiev, V., & Fuller, B. (2023). Embryological characteristics and preimplantation genetic testing for aneuploidy of embryos derived from cryopreserved oocytes of women of different reproductive ages. *Biopreservation and Biobanking, 21*(6), 576–582. https://doi.org/10.1089/bio.2022.0055

Eber, G. (1995). Orthodox Christian bioethics. *Christian Bioethics, 1*(2), 128–152. https://doi.org/10.1093/cb/1.2.128

Engelhardt, H. T. (2000). *The foundations of Christian bioethics*. Swets & Zeitlinger.

Ferrari, R. (2015). Writing narrative style literature reviews. *Medical Writing, 24*(4), 230–235. https://doi.org/10.1179/2047480615Z.000000000329

General Authority for Statistics (GASTAT). (2024). *Labor market statistics Q1 2024*. https://www.stats.gov.sa/documents/20117/1994311/LMS%2BQ1_2024_PR_EN_0.pdf

Gogtay, N., Giedd, J. N., Lusk, L., Hayashi, K. M., Greenstein, D., Vaituzis, A. C., Nugent, T. F., 3rd, Herman, D. H., Clasen, L. S., Toga, A. W., Rapoport, J. L., & Thompson, P. M. (2004). Dynamic mapping of human cortical development during childhood through early adulthood. *Proceedings of the National Academy of Sciences of the United States of America, 101*(21), 8174–8179. https://doi.org/10.1073/pnas.0402680101

Greenhalgh, T., Thorne, S., & Malterud, K. (2018). Time to challenge the spurious hierarchy of systematic over narrative reviews? *European Journal of Clinical Investigation, 48*(6), e12931. https://doi.org/10.1111/eci.12931

Hickman, C. F. L., Alshubbar, H., Chambost, J., Jacques, C., Pena, C. A., Drakeley, A., & Freour, T. (2020). Data sharing: Using blockchain and decentralized data technologies to unlock the potential of artificial intelligence: What can assisted reproduction learn from other areas of medicine? *Fertility and Sterility, 114*(5), 927–933. https://doi.org/10.1016/j.fertnstert.2020.09.160

Howard-Jones, P. A. (2014). Neuroscience and education: Myths and messages. *Nature Reviews Neuroscience, 15*(12), 817–824. https://doi.org/10.1038/nrn3817

Inhorn, M. C. (2012). *Local babies, global science*. Routledge. https://doi.org/10.4324/9780203446195

Inhorn, M. C. (2016). Cosmopolitan conceptions in global Dubai? The emiratization of IVF and its consequences. *Reproductive BioMedicine & Society Online, 2*, 24–31. https://doi.org/10.1016/j.rbms.2016.04.004

James, J. J. (2009). [Review of the book *The art of changing the brain: Enriching the practice of teaching by exploring the biology of learning*, by J. E. Zull]. *SCHOLE: A Journal of Leisure Studies and Recreation Education, 24*(1), 181–181. https://doi.org/10.1080/1937156X.2009.11949644

Legare, C. H. (2019). The development of cumulative cultural learning. *Annual Review of Developmental Psychology, 1*, 119–147. https://doi.org/10.1146/annurev-devpsych-121318-084848

McCrickerd, J. (2016). [Review of the book *Emotions, learning, and the brain: Exploring the educational implications of affective neuroscience*, by M. H. Immordino-Yang]. *Teaching Philosophy, 39*(4), 547–552. https://doi.org/10.5840/teachphil201639481

Nahman, M. R. (2016a). Reproductive tourism: Through the anthropological "reproscope." *Annual Review of Anthropology, 45*, 417–432. https://doi.org/10.1146/annurev-anthro-102313-030459

Nahman, M. R. (2016b). Romanian IVF: A brief history through the 'lens' of labour, migration and global egg donation markets. *Reproductive BioMedicine & Society Online, 2*, 79–87. https://doi.org/10.1016/j.rbms.2016.06.001

Obioha, J. A., Ikechebelu, J. I., Eleje, G. U., & Joe-Ikechebelu, N. N. (2014). Knowledge and attitude of nurses towards in-vitro fertilization: A prospective cohort study. *Obstetrics and Gynaecology Cases—Reviews, 1*, 005. https://doi.org/10.23937/2377-9004/1410005

Pelin, S. S. (1997). A medico-legal evaluation of the use of assisted reproductive technologies in Turkey. *Medicine and Law, 16*(4), 789–793.

Salter, B. (2024). Islam, assisted reproductive technology and the politics of emergence: When markets and hegemonies collide. *Sociology of Health & Illness, 46*(6), 1119–1135. https://doi.org/10.1111/1467-9566.13756

Serour, G. I. (2008). Islamic perspectives in human reproduction. *Reproductive BioMedicine Online, 17*(Suppl. 3), 34–38. https://doi.org/10.1016/S1472-6483(10)60328-8

Tokuhama-Espinosa, T. (2011). *Mind, brain, and education science: A comprehensive guide to the new brain-based teaching*. W. W. Norton & Company.

UNICEF. (2022). *Child marriage in Eastern Europe and Central Asia: Regional overview*. United Nations Children's Fund.

Urman, B., & Yakin, K. (2010). New Turkish legislation on assisted reproductive techniques and centres: A step in the right direction? *Reproductive BioMedicine Online, 21*(6), 729–731. https://doi.org/10.1016/j.rbmo.2010.06.030